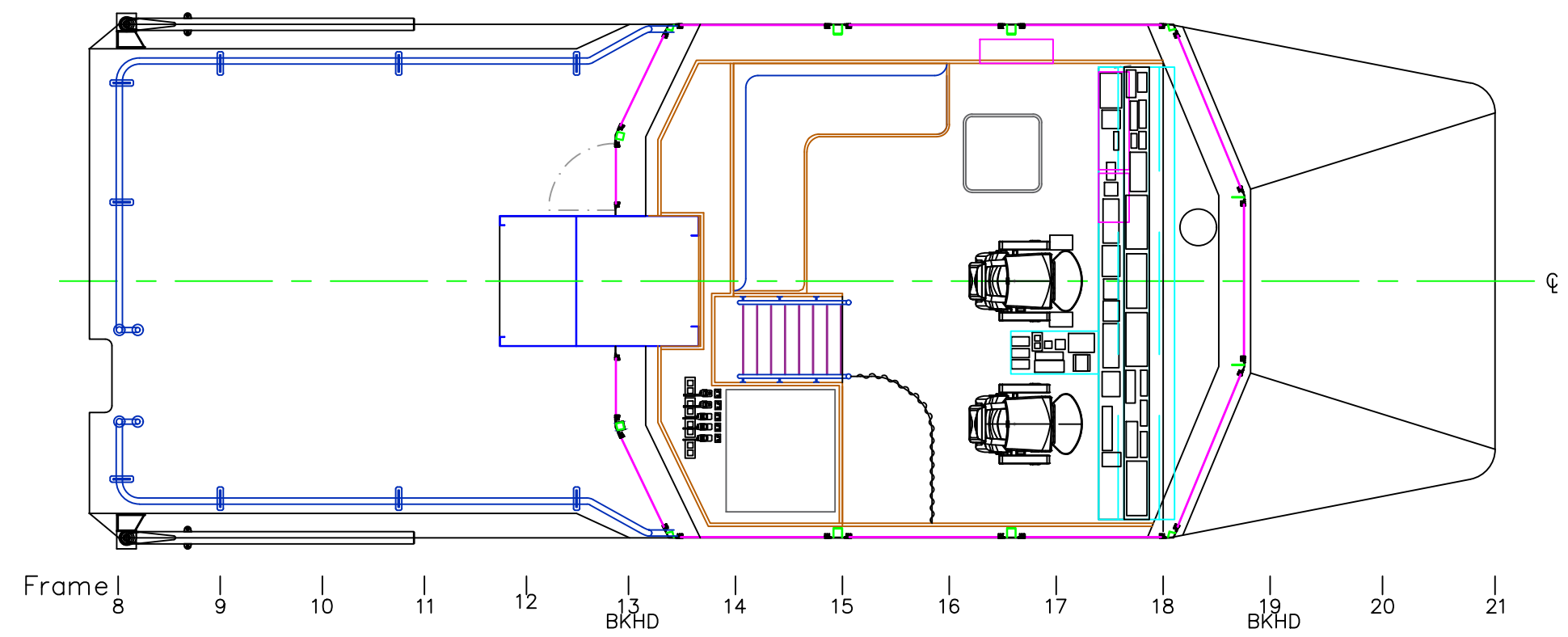



THIS DOCUMENT IS CONFIDENTIAL


PROPRIETARY INFORMATION THIS DOCUMENT IS PROPRIETARY AND COPYRIGHT. NO DATA OR DESIGN SHALL BE COPIED, REPRODUCED, DISCLOSED OR SUBMITTED TO ANY THIRD PARTY OR USED FOR CONSTRUCTION OR MANUFACTURE WHOLE OR IN PART, OF ANY PRODUCT DEFINED WITHOUT PRIOR WRITTEN CONSENT OF CAMARC DESIGN.



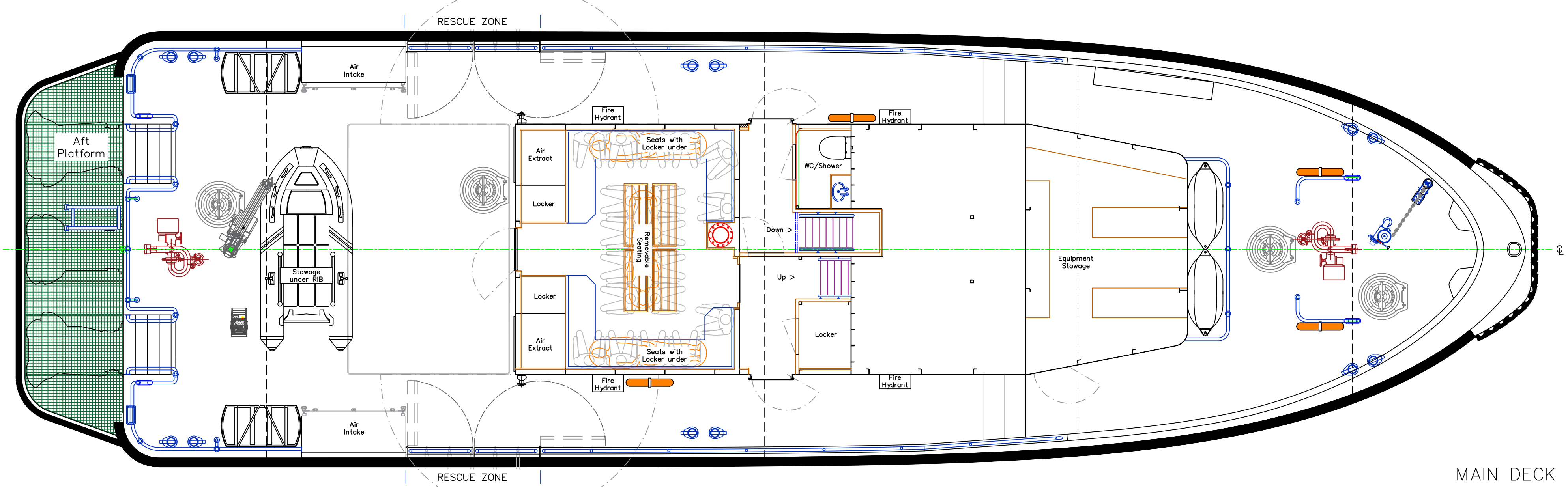
WHEELHOUSE PLAN



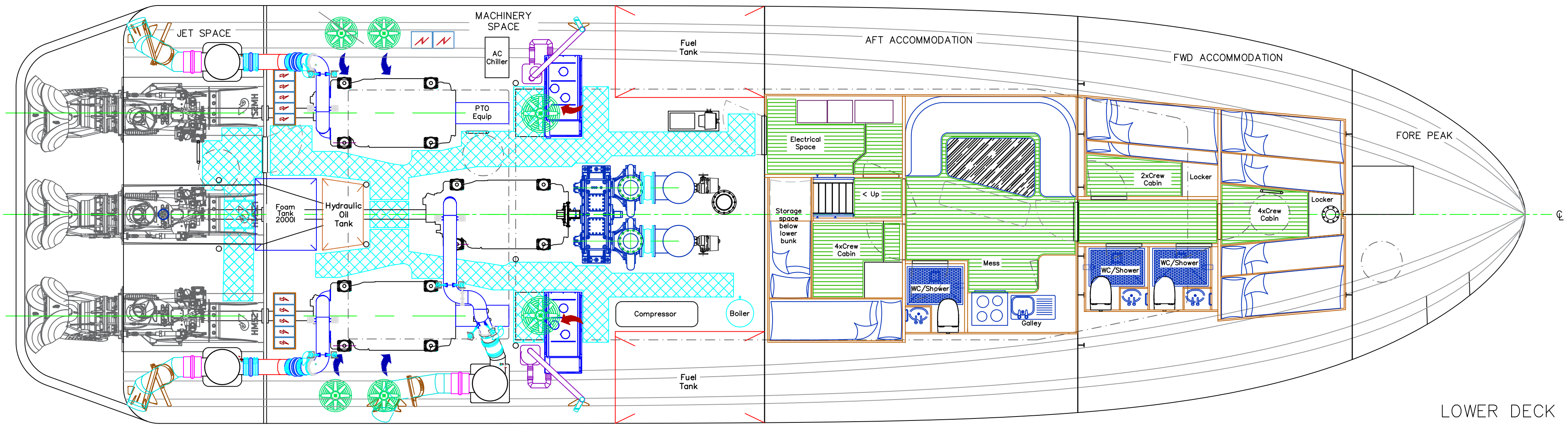
PROFILE



OUTBOARD PROFILE
Scale 1:100



MAIN DECK PLAN



LOWER DECK PLAN

MAIN VESSEL PARTICULARS:

Waterline Length	:22.92	m
Loadline Length	:23.5	m
Length Overall	:25.5	m
Moulded Breadth	:7.00	m
Breadth Overall	:7.3	m

UNCONTROLLED
NOT FOR PRODUCTION

Issue	Date	Modification	By
07	29-06-23	Bridge arrangement	SCC
06	28-06-23	General update	SCC
05	01-12-22	Issue to yard for comment	SCC
04	10-10-22	Updated	IW
03	08-07-22	Updated	IW
02	28-06-22	Updated	IW
01	25-02-22	Issue to BV	SCC

FB25-TMT-HFS-1.1-Sht01
Plotted at:A1 | Scale:1:50 | All dim's in mm
25m ALUMINIUM FIRE BOAT
For Hellenic Fire Service

General Arrangement
CAMARC DESIGN
www.camarc.com | sales@camarc.com | ©All rights reserved
Sussex Office: 15 Grafton Road, Worthing, West Sussex, BN11 1QP, England, UK. Tel: +44 (0)1903 206861
Argyll Office: 3 Marine Parade, Dunoon, Argyll, PA23 8HE, Scotland, UK. Tel: +44 (0)1369 701930